

**STANLEY**

®

**PLANES  
FOR  
WEATHERSTRIP  
WORK**

**STANLEY TOOLS**  
New Britain, Conn., U. S. A.

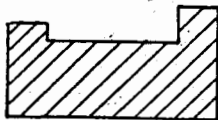
## Weatherstrip Cuts Made With Stanley Planes

Stanley Weatherstrip Tools make all common and special cuts easily and quickly. The majority of weatherstrip manufacturers recommend them as the most practical tools available.

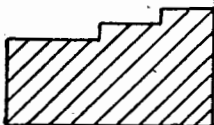
### Meeting Rail Rabbet Cut

*Made with Stanley Plane No. 378*

Certain types of weatherstripping require two rabbet cuts (as illustrated) whose shoulders bear a definite relation to each other. With Stanley Rabbet Plane No. 378, it is possible to locate the two positions accurately, and to repeat their positions on each sash. Other types of weatherstripping require a single rabbet cut (as illustrated). No. 378 Plane cuts the entire width of this rabbet with one pass.



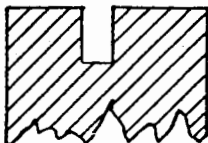
Meeting Rail Rabbet Cuts  
Made with Plane No. 378



### Groove Cut

*Made with Stanley Plane No. 248A*

The illustration shows a groove cut for the rib of weatherstrip. This cut can be made at any location on the sash to any depth up to  $\frac{5}{8}$  inches. The seven cutters regularly furnished will cut  $\frac{1}{8}$ ,  $\frac{5}{32}$ ,  $\frac{3}{16}$ ,  $\frac{1}{4}$ ,  $\frac{5}{16}$ , and  $\frac{3}{8}$  inch width cuts.

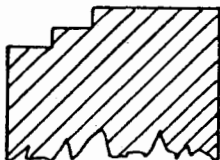


Groove Cut Made  
with Plane No. 248A

### Rabbet Cut on a Door


*Made with Stanley Plane No. 78*

Installing weatherstripping on the lock jamb and head of a door requires two cuts  $\frac{3}{8}$  inch wide (as illustrated). Stanley Plane No. 78 makes these cuts either right or left hand, with slight adjustments. This plane can be reversed on the end of a door to prevent the wood from splitting.




Rabbet Cut Made on Door  
with Plane No. 78

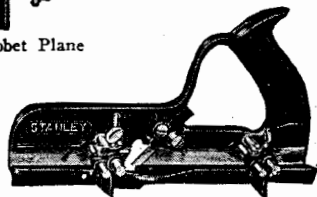
# STANLEY



No. 378. Rabbet Plane



No. 78. Rabbet Plane



No. 248A. Plow Plane

## Stanley Planes for Weatherstrip Work

These are the Stanley Planes which can be used to make rabbet and plow cuts for the rib, hook and flat strips on practically all types of metal weatherstripping.

### Rabbet Plane

Used to make rabbet cuts  $\frac{3}{8}$  in. wide on the lock jamb and head of a door for weatherstripping. Using the Plane with depth gauge, make a cut  $\frac{3}{4}$  in. wide first to proper depth. Then adjust Plane and make  $\frac{3}{8}$  in. cut from edge of door. (See illustration showing rabbet cut on door on opposite page.)

This Plane can also be used for other rabbeting jobs in connection with windows.

No.

78  $1\frac{1}{2}$  in. Cutter,  $8\frac{3}{4}$  in. long

### Grooving Plane

A plane especially designed for weatherstrip grooving and for all plow work within their limits. Fitted with a Depth Gauge and an Adjustable Fence.

The following seven cutters are furnished— $\frac{1}{8}$ ,  $\frac{5}{32}$ ,  $\frac{3}{16}$ ,  $\frac{7}{32}$ ,  $\frac{1}{4}$ ,  $\frac{5}{16}$  and  $\frac{3}{8}$  inches wide.

No.

248A 7 Cutters,  $9\frac{1}{2}$  in. long

### Rabbet Plane

Used to make the rabbet cuts on the sash meeting rail and for all rabbet work within its capacity.

Furnished with a  $1\frac{1}{16}$  in. cutter, a fence with stop collars; a R H and L H Depth Gauge, and a wide Depth Gauge that can be used on either side of the plane for cutters wider than  $\frac{3}{4}$  in.

Cutters— $1\frac{1}{16}$  in.,  $\frac{3}{4}$  in.,  $\frac{7}{8}$  in. and 1 in. wide can be furnished for 50¢ each.

No.

378 8 in. long

### Other Stanley Tools For Weatherstrip Work

Side Rabbet Plane No. 79, Jointer Plane No. 7, Hammer No. 53-7 oz., Prick Punch No. 9B, Pin Punch No. 647, Square No. 20-6 in., Bit Brace No. 945, Countersink No. 139, Chisel No. 50- $\frac{5}{8}$  in., Nail Set No.  $11\frac{3}{4}$ - $\frac{5}{64}$  in., Rule No. 106, Screw Driver No. 20-4 in., Vise No. 700.